

Public Notice



Mt. Crested Butte Water & Sanitation District
Regular Board Meeting Agenda
[Tuesday, July 11, 2023, 5:00 p.m.](#)

Please Follow the Link Below:

<https://zoom.us/my/mcbwsdboardmeeting>

Or by Phone Dial: 1-301-715-8592

Meeting ID: 255 390 9337 (press # for participant ID)

Online Password: 8F5HVz

1. Call to Order
2. Citizens Comment Period
 - Citizens may make comments on items NOT scheduled on the agenda. Per Colorado Open Meetings Law, no Board discussion or action will take place until a later date, if necessary. You must sign in before speaking. Comments are limited to three minutes.
3. Approve Meeting Minutes
 - [June 13, 2023](#)
4. [District Manager Report](#)
5. [December 2022 Period 13 Financial Report](#)
6. [June 2023 Financial Report](#)
7. Legals
8. New/Old Business Before the Board
9. Executive Session
 - Consideration of an executive session to be held pursuant to C.R.S. § 24-6-402(4)(b) and (e)(l), which concern respectively, conferences with the District's general counsel for the purpose of receiving legal advice on specific legal questions and determining positions relative to matters that may be subject to negotiations; developing strategy for negotiations; and instructing negotiators, in order to discuss Meridian Lake Reservoir and related infrastructure and the Pristine Point Owners' Association, Inc.
10. Meridian Lake Reservoir and Pristine Point Owners' Association Discussion with Potential Action
11. Adjourn

The Board may address individual agenda items at their discretion as necessary to accommodate the needs of the Board and audience.

**MINUTES OF THE
REGULAR MEETING OF THE BOARD OF DIRECTORS OF THE
MT. CRESTED BUTTE WATER AND SANITATION DISTRICT
June 13, 2023**

Draft

Regular Meeting of the Mt. Crested Butte Water and Sanitation District (MCBWS) Board of Directors was held at 5:00 pm on Tuesday, **June 13, 2023**, via <https://zoom.us/my/mcbwsdboardmeeting>.

Members of the Board of Directors in attendance at the Regular Board Meeting were as follows:
Brian Brown - Chair, Jonathan Ferrell - Treasurer, Nancy Grindlay - Board Member, Jenn O'Brien - Board Member and Nancy Woolf - Vice Chair

Also present were:

Mike Fabbre - District Manager, Bryan Burks - Wastewater Supervisor, Tracy Davenport - Accounts Payable Coordinator, Kent Fulton - Finance Manager/Secretary, Kyle Koelliker - Water Supervisor, Marcus Lock - District's Attorney, Kim Wrisley - Recorder and members of the public

Board Meeting Agenda

1. Call to Order

- The regular meeting of the Board of Directors was called to order by Brown at 5:00 pm and a quorum was present.

2. Citizen Comment Period

- No citizens presented comments.

3. Approve Meeting Minutes

- May 9, 2023
- May 16, 2023

MOTION by Woolf and seconded by Grindlay to approve the May 9, 2023 regular meeting minutes as submitted. Motion voted in favor.

MOTION by Woolf and seconded by Grindlay to approve the May 16, 2023 special meeting minutes as submitted. Motion voted in favor.

4. Reorganization of the Board of Directors

- O'Brien was welcomed to the Board as a newly appointed member.
- There was discussion regarding some changes to roles within the Board of Directors.
- Ferrell will continue as Treasurer and Fulton will continue as Secretary.

MOTION by Brown and seconded by Ferrell to approve a reorganization of the Board of Directors making Woolf the Chair and Grindlay the Vice-Chair. Motion voted in favor.

5. Consumer Confidence Reports 2023

- These annual Mt. Crested Butte and Meridian Lake Park (MLP) reports are published in the Board packet, on the District website and at the District office.
- There was discussion regarding some of the regulatory testing requirements that are conducted for the content of the reports.

6. Review of Pending Development Projects

- Fabbre reviewed the memorandum which outlines some of the larger pending development projects throughout the District.
- The District and Lock are working together to refine the process for accepting the public infrastructure of these projects into the District on a case by case basis.
- There was discussion about cost reimbursement agreements with these developers and how those work.
- There was discussion regarding the capability/capacity of the wastewater collection system if/when new developments are completed. There is robust ongoing analysis by HDR Engineers to confirm there is sufficient infrastructure to support any new developments.
- Tours of the new development projects and/or the two treatment plants will be scheduled for July. Board members and members of the public are welcome to participate.

7. MCB WTP Expansion Project Final Closeout Documents

- Now that the WTP Expansion Project has gone through Substantial and Final Completion, the process of final closeout of documents has begun. One of the requirements from the State Revolving Fund and the Colorado Water Resources and Power Development Authority (CWRPDA) is to have a resolution from the Board of Directors outlining acceptance of the project.
- There was discussion regarding Resolution 2023-02.
- There was a review of the breakdown of savings shown on page 18/41 in the board packet as well as some developer refunds to explain how the project came in at nearly \$1M under budget. With guidance from the CWRPDA, the District will determine how any surplus funds will be addressed.

MOTION by Brown and seconded by Woolf to approve Resolution 2023-02 accepting the Water Treatment Plant Expansion Project as installed and completed in place as of September 6, 2022.

8. District Manager Report

- Fabbre highlighted a few items and noted that additional items can be seen on the report included in the agenda packet.
- The District anticipates this summer being the final phase of repairs to the concrete spillway at the MLP reservoir as mandated by the State Dam Safety Engineer.
- Exploration of possible pumped storage hydropower and/or micro hydropower for the Long Lake project is ongoing.

9. December 2022 Period 13 Financial Report

- Fulton reported no changes have taken place since the information was presented at the May meeting.
- Fulton reported that the 2022 audit took place two weeks ago and the final report will be arriving soon.

10. May 2023 Financial Report

- Fulton reported that tap fees are tracking well.
- It was decided, per recommendation of District staff and the auditor, that since the updated agreement between the District and Meridian Lake Park Corporation (MLPC) has been executed, the District, over the next 6 months, may work toward combining bank accounts that previously kept MLPC funds separate from all others. The funds from/for MLPC can still be distinguished from others should the information need to be provided.

MOTION by Ferrell and seconded by Grindlay to approve the May 2023 Financial Report. Motion voted in favor.

11. Legals

- The agreements with Pristine Point (PP) and Meridian Lake Meadows (MLM) have not been signed but are on the agenda for their upcoming annual meetings.

12. New/Old Business Before the Board

- There was discussion regarding further safety measures that are needed at the MLP reservoir.
- District/MLPC agreement and information has been added to the District website.


13. Adjourn

MOTION by Brown and seconded by Ferrell to adjourn the regular board meeting at 6:09 pm. Motion voted in favor.

Drafted by: Kimberley Wisley

Submitted by: Kent Fulton





MEMORANDUM

To: Mt. Crested Butte Water & Sanitation District Board of Directors
From: Mike Fabbre, District Manager
Date: July 6, 2023
Subject: District Manager Report

Application for Inclusion into the District

A draft preliminary engineering report has been provided to Hunter Ridge LLC that outlines items that need to be addressed in their application. The District has not received any correspondence from the applicant since the report has been provided.

Reports Completed for June 2023

Water

- Annual Consumer Confidence Report for MCB & MLP
- State Revolving Funds (SRF) eligibility survey for MCBWSD water & wastewater projects. The survey is the first step for any potential grants or low interest loans for eligible projects in the District's capital improvement plan.

Compliance sampling due by end of July 2023

Water

- Disinfection Byproducts (HAA5's & TTHM's) for the Mt. CB distribution system.

MLP Reservoir Spillway (102301)

The project has commenced with the contractor diligently working to complete the scope of work before the end of the month. The State Dam Safety Engineer will be onsite the second week of July to conduct his close-out inspection and complete the final phase of repairs to the spillway.

Backup Pump, Mixed Liquor Return (203202)

The pump has been delivered to the wastewater treatment facility and provides a critical piece of infrastructure and redundancy to plant operations.

Fire Hydrant Pressure Sensors (102304)

Work continues on this project with 12 hydrants identified in the Mt. CB distribution system that will be used for real-time monitoring through the SCADA system. Each of the hydrants exist in an individual pressure zone and will help inform District staff when a pressure spike or loss of pressure occurs due to unforeseen circumstances.

Crack Seal / Asphalt Repairs (102341)

The crack sealing has been completed for the water department properties and the asphalt has been repaired as a result from the main line breaks on Crystal Road and Quigley Circle.

General Operations

Water Operations June 2023

MCB WTP Production for June	10.36 MG
MCB WTP Production for May	5.10 MG
Peak day of Month: 6/30/2023	0.707 MG
Average Daily Plant Run Times	7.0 hours/day
Average Daily Flow Total	0.345 MG/day
MLP WTP Production for June	0.743 MG
MLP WTP Production for May	0.309 MG
Peak Day for Month: 6/12/2023	0.051 MG
Average Daily Plant Run Times	7.0 hours/day
Average Daily Flow Total	0.029 MG/day

Significant / Unusual Activities:

- Completed annual fire hydrant flushing and inspections
- Repaired all damaged fire hydrants from winter snow plowing
- Completed annual leak detection with Utility Technical Services (photo #1)
- Purchased a new fleet truck (Photo #2)
- Identified and measured iHydrants for pressure sensor project
- Added stop logs to the MLP reservoir spillway
- Began concrete repair project phase 2 at the MLP spillway
- Began asphalt patching from winter main breaks and crack seal, seal coat WTP driveway
- The ERPS pump #2 VFD was replaced as a warranty item and is back online
- Completed quarterly instrument calibrations
- Numerous locates completed for summer excavations
- Brain Carney has a happy healthy new daughter and will be out on paternity leave

Major Problem(s):

- Replaced a broken sheer pin on sludge collector #1
- Leak detection discovered a small leak on East Lane in MLP
- Weekend power outage caused by a hit electrical line was managed by the on-call water and wastewater operators

Next Month's Major activities:

- Continue PRV stainless steel control piping replacement
- MCB disinfection byproducts sampling
- MCB WTP valve can lid labeling
- Complete work on the MLP spillway concrete repair project
- Locates, bac T. samples, valve can repairs



Photo #1



Photo #2

Kyle Koelliker will be attending this meeting to answer any questions

Wastewater Operations June 2023

Gallons Wastewater Treated June	8.9 MG
Gallons Wastewater Treated May	27.3 MG
Average Treated Wastewater Flow	0.30 MGD
Peak Treated Wastewater Flow	0.42 MGD
Peak Treated Wastewater Date	June 18
Gallons Sludge Hauled to Town of CB	42,000 gal.

Significant / Unusual Activities:

- Daily locates
- Repaired guide rail in aeration basin #1
- Cut asphalt and repaired manhole top hat on Prospect Drive
- Continued work on break room and upper garage bathroom remodel
- Mowed upper and lower lawns at the wastewater facility
- Exercised mobile generator at Pristine Point lift station
- Staff continued working on entering equipment into maintenance management software (MPulse)
- Continued routine collection system jetting 3,755ft (6,943ft ytd)
- Transferred aeration basin #3 to aeration basin #1 using the six-inch emergency pump (Photo #1 & #2)
- Aerated upper and lower lawns at the wastewater facility
- Completed backflow inspections for the water and wastewater departments
- Water Technology Group was onsite for laser pump alignment and repacking of the Return Activated Sludge pumps

Major Problem(s):

- No major problems to report

Next Month's Major Activities:

- Collection system maintenance
- Muck out aeration basin #3
- Take clarifier #2 out of service



Photo #1



Photo #2

Bryan Burks will not be available to attend this meeting.

General Fund Operations June 2023

Tap Fee Applications Received/Processed/Collected YTD	14/14/10
# Customers Billed: Utility Fees/Availability of Service	867/261
Property Title Transfers Processed	3
Intent to Lien Notices Mailed/Liens Filed/Liens Released	2/3/1

Significant / Unusual Activities:

- Cross training between admin team
- Reviewed and updated accounting systems and processes
- Prepared for documentation requirements of closing out WTP Expansion Project
- Reviewed employee handbook – Working with Rocky Mountain Employers Council
- Monitoring Town of Crested Butte ATAD project for the District financial responsibility
- Working with Colorado procurement office on life cycle retirement policy and vehicle purchase issues.
- Continued internet and phone line audit. Three phone lines have been cancelled.
- Continued with the plan to convert Direct Pay customers to other means of payment. Started with 175 customers using Direct Pay. After two months, 108 customers have moved from the Direct Pay system. 67 accounts remain.
- Initiated final inspections of completed building projects/tap fee permits.
- 2022 Audit field work has been completed. Draft report from the auditors received, in review for finalizing the report.
- 2023 Financial Information updated from 2022 reporting.
- Continued filing and cleaning the Map Room and Storage Room.

Major Problem(s):

- None

Next Month's Major activities:

- Accounting Training
- Finish map room/archive storage reorganization

Kent Fulton will be attending the meeting to answer any questions



Stream Flow Information, Snowpack, & Weather

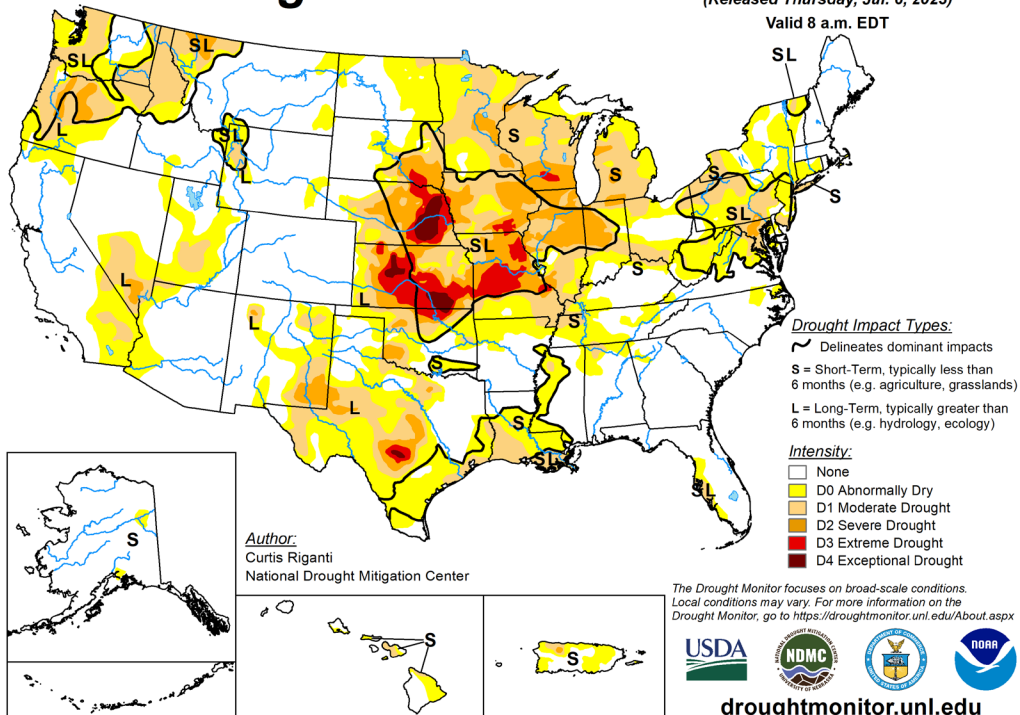
Stream flows from the USGS water resources web interface

Values below for July 5, 2023

Stream & Location	Current Flow (CFS)	Mean	Median
SLATE RIVER ABOVE BAXTER GULCH @HWY 135 NEAR CRESTED BUTTE, CO	530	268	185
COAL CREEK ABOVE MCCORMICK DITCH AT CRESTED BUTTE, CO	76.7	40.0	22.0
EAST RIVER BELOW CEMENT CREEK NEAR CRESTED BUTTE, CO	1,020	684	609
TAYLOR RIVER BELOW TAYLOR PARK RESERVOIR, CO.	485	421	368
OHIO CREEK NEAR BALDWIN, CO	301	160	135
GUNNISON RIVER NEAR GUNNISON, CO	1,960	1,570	1,310

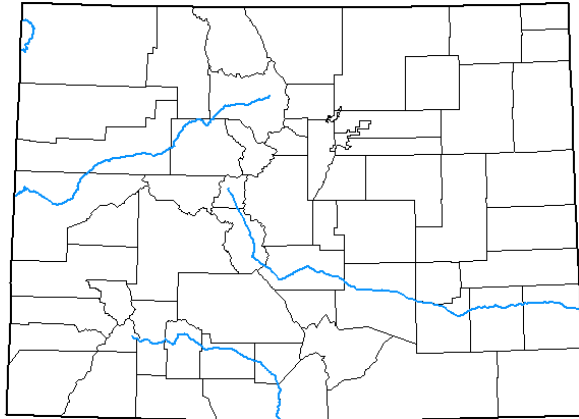
U.S. Drought Monitor

July 4, 2023
(Released Thursday, Jul. 6, 2023)
Valid 8 a.m. EDT



U.S. Drought Monitor Colorado

July 4, 2023
(Released Thursday, Jul. 6, 2023)
Valid 8 a.m. EDT



Drought Conditions (Percent Area)

	None	D0-D4	D1-D4	D2-D4	D3-D4	D4
Current	100.00	0.00	0.00	0.00	0.00	0.00
Last Week 06-27-2023	98.11	1.89	0.00	0.00	0.00	0.00
3 Months Ago 04-04-2023	52.49	47.51	37.88	12.75	2.24	0.43
Start of Calendar Year 01-03-2023	39.97	60.03	33.83	12.28	1.91	0.01
Start of Water Year 09-27-2022	15.46	84.54	45.65	15.47	3.73	0.57
One Year Ago 07-05-2022	1.52	98.48	82.84	44.60	5.06	0.07

Intensity:
 None (White) D2 Severe Drought (Orange)
 D0 Abnormally Dry (Yellow) D3 Extreme Drought (Red)
 D1 Moderate Drought (Light Orange) D4 Exceptional Drought (Dark Red)

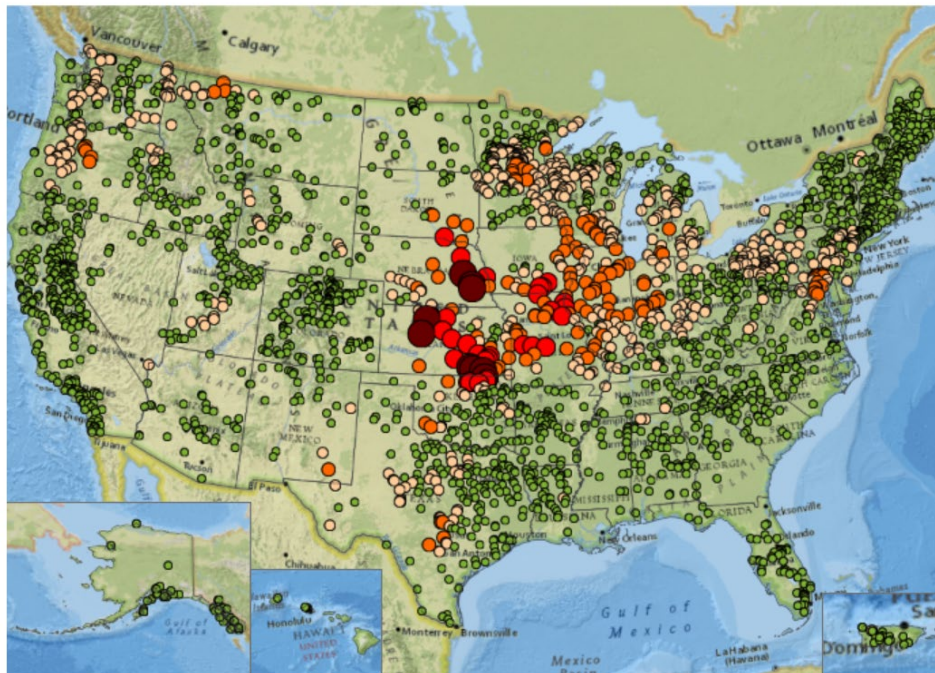
The Drought Monitor focuses on broad-scale conditions. Local conditions may vary. For more information on the Drought Monitor, go to <https://droughtmonitor.unl.edu/About.aspx>

Author:
Curtis Riganti
National Drought Mitigation Center



droughtmonitor.unl.edu

Recreation and Tourist Attractions in Drought: Reservoirs



Basemap Sources: National Geographic, Esri, Garmin, HERE, UNEP-WCMC, USGS, NASA, ESA, METI, NRCAN, GEBCO, NOAA, INCREMENT P

Reservoirs in Drought

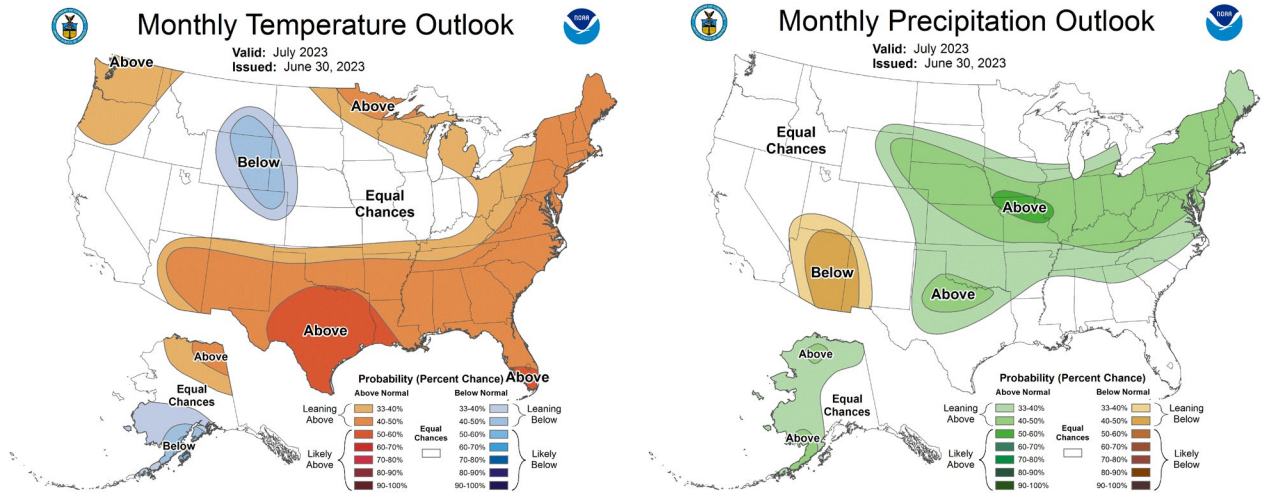
- Reservoirs Not in Drought
- Reservoirs in D2 - Severe Drought
- Reservoirs in D0 - Abnormally Dry
- Reservoirs in D3 - Extreme Drought
- Reservoirs in D1 - Moderate Drought
- Reservoirs in D4 - Exceptional Drought

Source(s): U.S. Geological Survey, U.S. Drought Monitor
Updates Weekly: 06/29/23

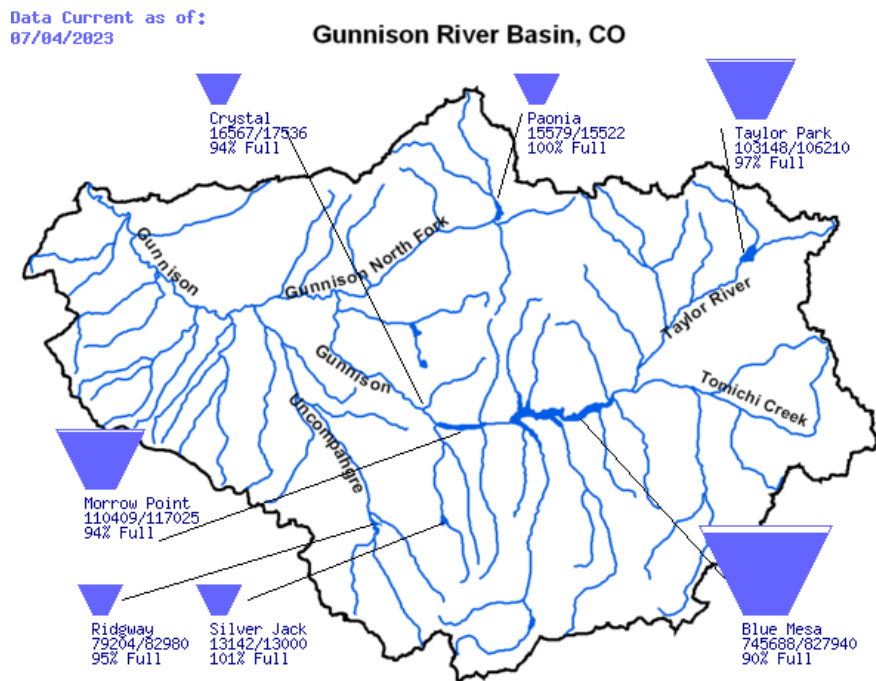
Drought.gov

Weather

The National Oceanic and Atmospheric Administration (NOAA) one-month outlook for MCBWSD indicates equal chances of average temperatures and equal chances of average precipitation with temperatures ranging from 30 to 80 degrees Fahrenheit.



7/5/2023	
Meridian Lake Park Reservoir No. 1	is currently at 96% of full pool.
Blue Mesa Reservoir	is currently at 90% of full pool.
Blue Mesa Reservoir	is up 46.48 feet from one year ago, and 9.14 feet below full pool.
Taylor Park Reservoir	is currently at 97% of full pool.
Lake Powell	is currently at 41% of full pool. Lake Mead is currently at 31% of full pool.
Lake Havasu	is currently at 94% of full pool. Flaming Gorge is currently at 89% of full pool.



Colorado SNOTEL Snow/Precipitation Update Report

Based on Mountain Data from NRCS SNOTEL Sites

Provisional data, subject to revision

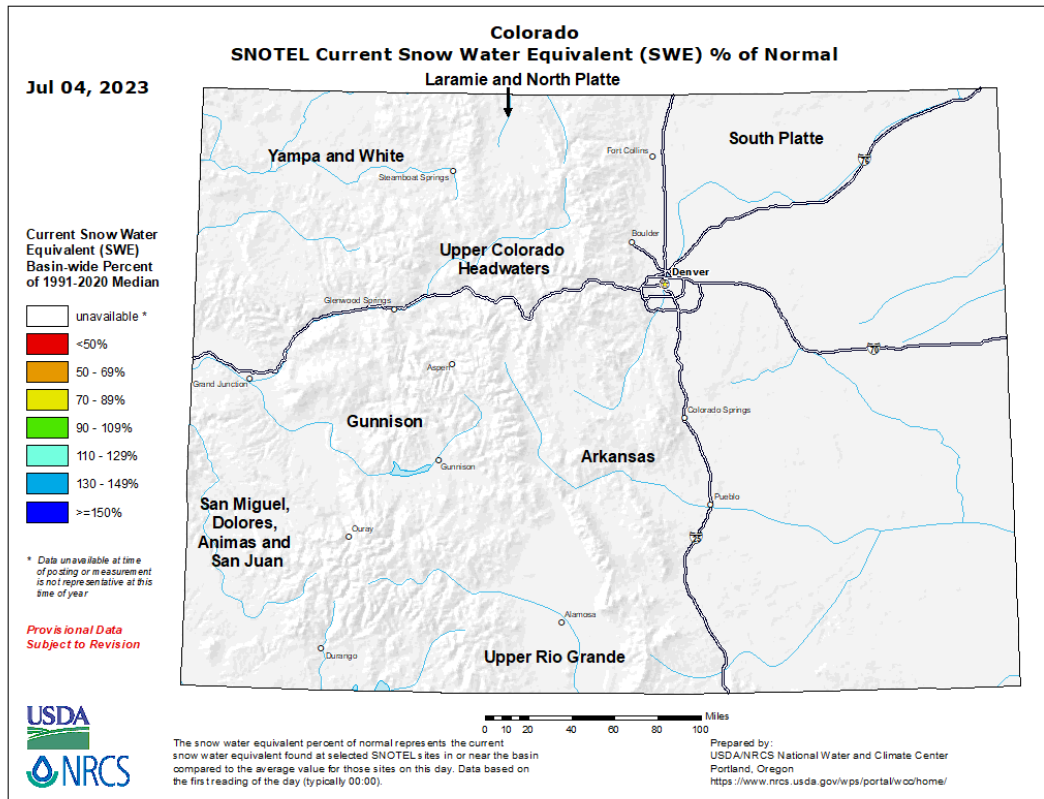
Data based on the first reading of the day (typically 00:00) for Wednesday, July 5, 2023

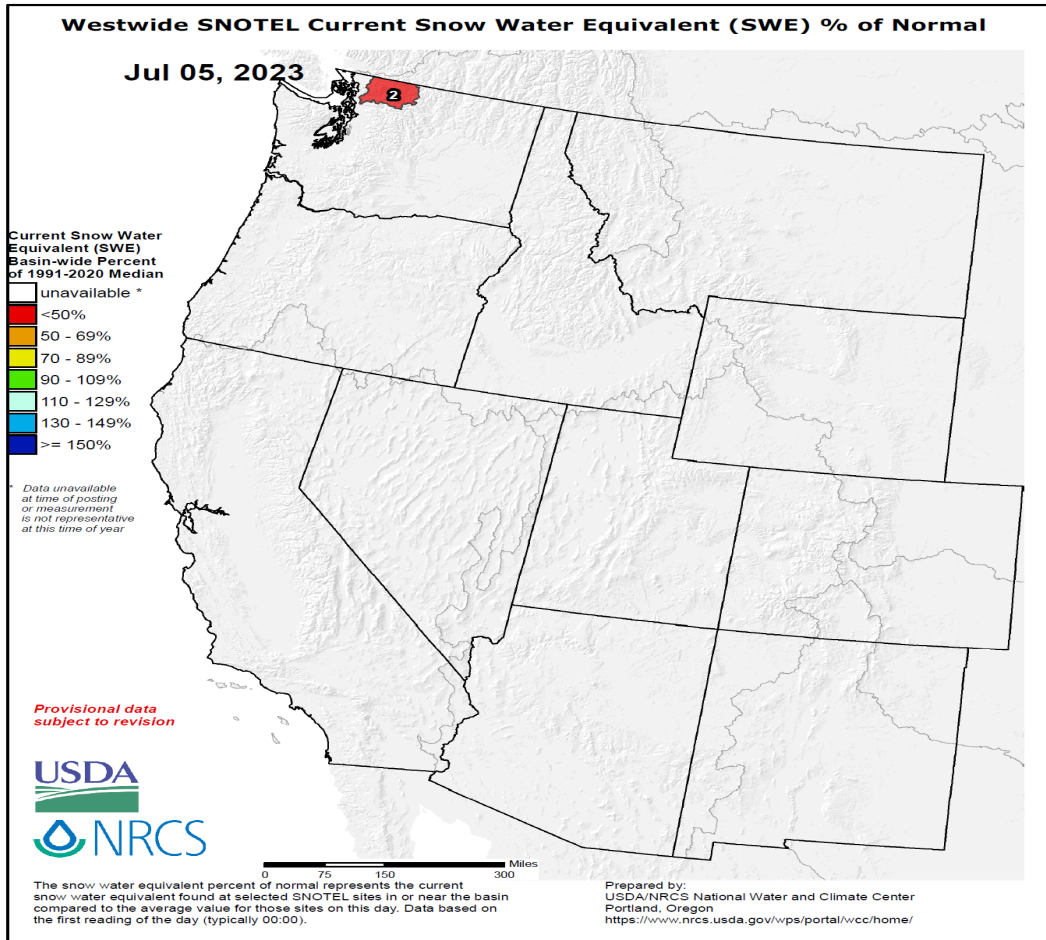
Basin Site Name	Elevation (ft)	Snow Depth (in)	Snow Water Equivalent			Water Year-to-Date Precipitation		
			Current (in)	Median (in)	% of Median	Current (in)	Average (in)	% of Average
GUNNISON RIVER BASIN								
Butte	10,200	0.0	0.0	0.0	*	23.8	19.4	123
Schofield Pass	10,653	0.0	0.0	0.0	*	50.8	38.4	132
Park Cone	9,621	0.0	0.2	0.0	*	20.2	14.8	136
Upper Taylor	10,717	0.0	-M	0.0 ⁽¹¹⁾	*	27.8	23.9 ⁽¹¹⁾	116
Porphyry Creek	10,788	0.0	0.0	0.0	*	25.1	20.7	121
Basin Index (%)			*			130		

* = Analysis may not provide valid measure of condition

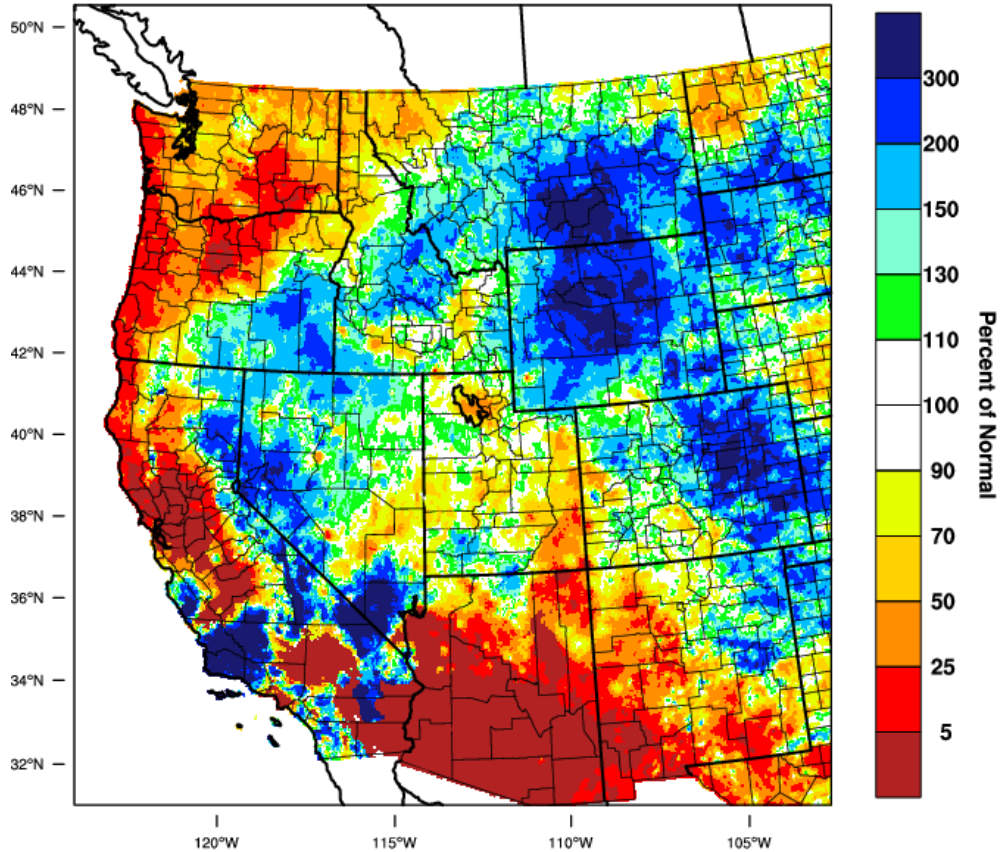
-M = Missing Data

GUNNISON RIVER BASIN consists of 16 SNOTEL sites. Top 5 representative MCBWSD sites listed above.



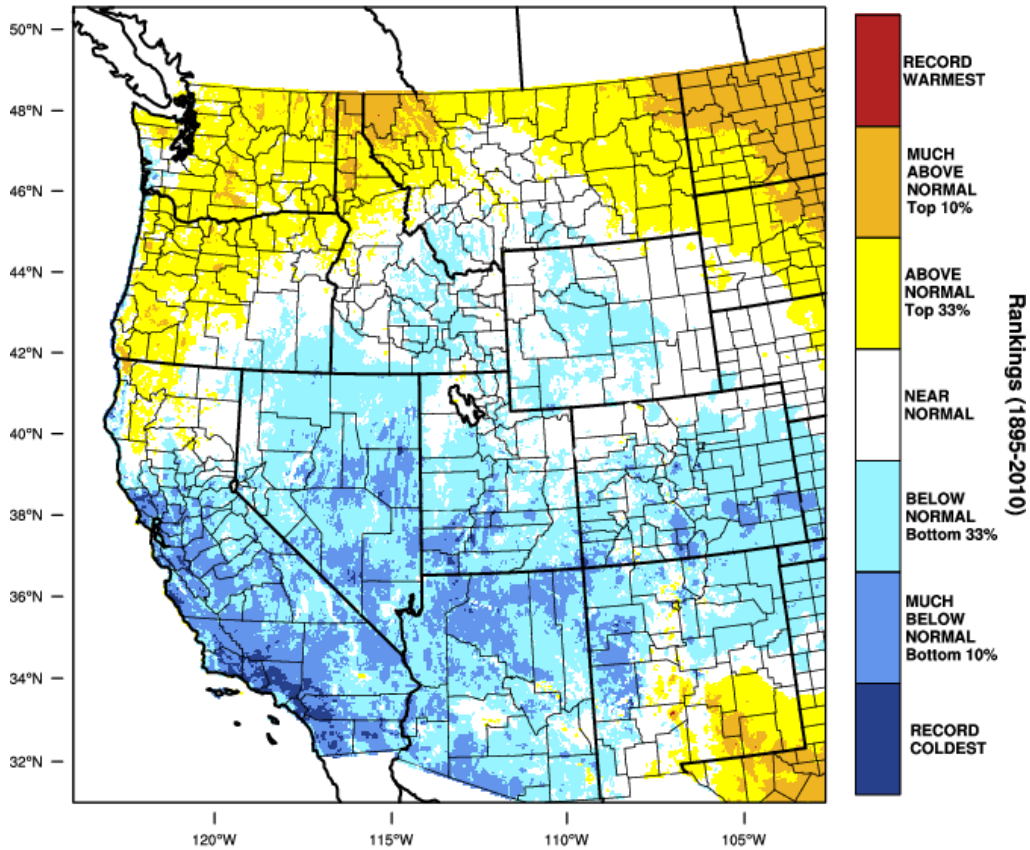


Western United States - Precipitation
June 2023 Percent of 1981-2010 Normal

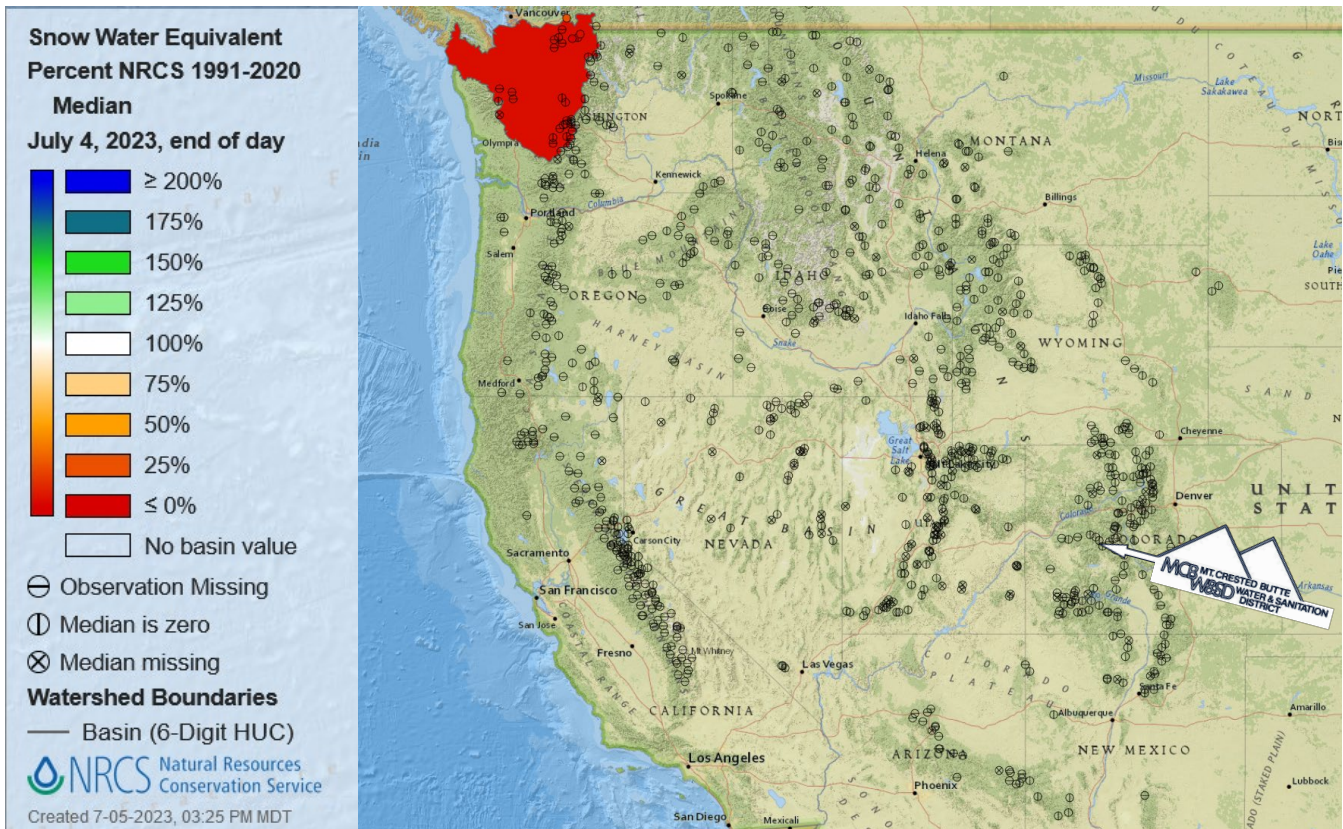
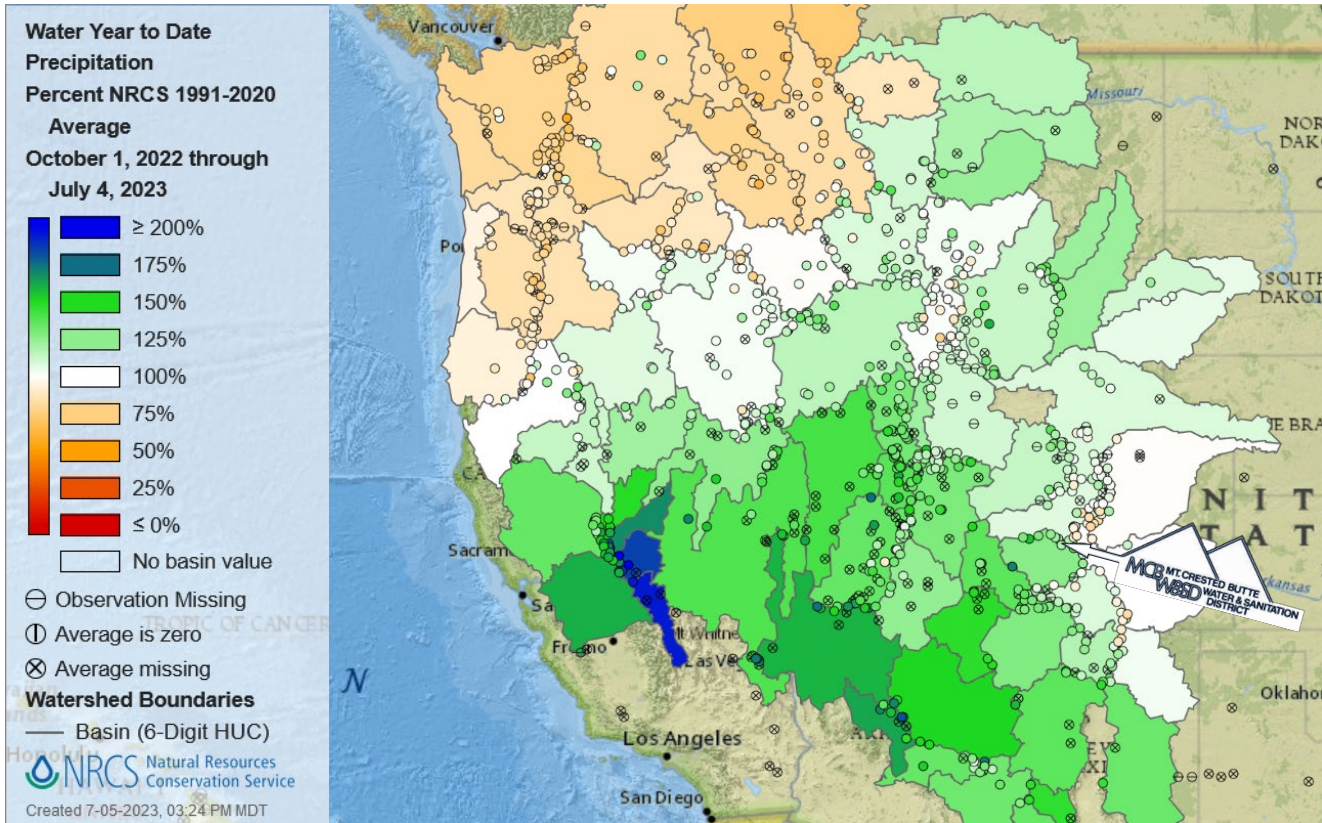


WestWide Drought Tracker, U Idaho/WRCC Data Source: PRISM (Prelim), created 2 JUL 2023

Western United States - Mean Temperature
June 2023 Percentile



WestWide Drought Tracker, U Idaho/WRCC Data Source: PRISM (Prelim), created 2 JUL 2023



MT CRESTED BUTTE WATER & SANITATION DISTRICT

2022 FINANCIAL RESULTS December 2022 - Preliminary Audit

Revenues	Actual Month							2022 Budget					YTD Percent of 2022 Budget
	Water Fund	Wastewater Fund	General Fund	Month	Total	YTD	Actual	Water Fund	Wastewater Fund	General Fund	Total 2022 Budget		
Property Taxes	\$ -	\$ -	\$ 7,590	\$ 7,590	1,105,260			\$ -	\$ -	\$ 1,025,983	\$ 1,025,983	107.73%	
Transfers In(Out)	-	-	-	-	-			103,844	103,844	(207,688)	-	0.00%	
Tap Fees	19,742	36,663	-	56,405	1,550,418			175,000	325,000	-	500,000	310.08%	
User Fees	130,350	112,308	-	242,658	3,061,928			1,719,229	1,288,602	-	3,007,831	101.80%	
Availability of Service Fees	21,845	25,274	-	47,119	181,449			84,800	95,400	-	180,200	100.69%	
Interest Income	19,989	-	(3,972)	16,017	77,425			-	-	8,000	8,000	967.81%	
Miscellaneous/Other Income	(70,199)	15	-	(70,184)	(50,082)			25,000	2,000	-	27,000	-185.49%	
MLP Surcharge	10,845	-	-	10,845	77,799			77,000	-	-	77,000	101.04%	
Transfer from GF Rate Stabilization Fund	-	-	-	-	-			120,000	120,000	240,000	480,000	0.00%	
TOTAL REVENUES	132,572	174,260	3,618	310,451	6,004,196			2,304,873	1,934,846	1,066,295	5,306,014	113.16%	
Operating Expenditures	Actual Month							2022 Budget					YTD Percent of 2022 Budget
	Water Fund	Wastewater Fund	General Fund	Month	Total	YTD	Actual	Water Fund	Wastewater Fund	General Fund	Total 2022 Budget		
Chemicals	\$ 19,998	\$ -	-	\$ 19,998	\$ 61,269			\$ 50,000	\$ 8,000	\$ -	\$ 58,000	105.64%	
Laboratory	1,049	5,301	-	6,350	90,012			25,000	90,000	-	115,000	78.27%	
Operating Equipment/Supplies	7,356	2,077	-	9,433	99,806			65,000	42,000	-	107,000	93.28%	
Safety Equipment	493	957	-	1,450	12,731			6,000	6,000	-	12,000	106.09%	
Uniforms	(70)	571	-	501	4,270			3,000	3,000	-	6,000	71.17%	
Outside Services	304	221	-	524	10,121			2,500	22,000	-	24,500	41.31%	
Repairs & Maintenance	3,630	665	-	4,295	265,172			87,000	115,000	-	202,000	131.27%	
Utilities	19,819	26,443	-	46,262	273,191			120,000	130,000	-	250,000	109.28%	
ATAD Sludge TCB	-	44,710	-	44,710	107,364			-	116,000	-	116,000	92.56%	
MLP Operations	8,670	315	-	8,985	115,126			60,000	2,000	-	62,000	185.69%	
Legal	-	24,312	5,639	29,951	144,239			55,000	130,000	40,000	225,000	64.11%	
Consultants	2,530	3,906	-	6,436	93,289			55,250	136,500	10,000	201,750	46.24%	
Water Grant	-	-	-	-	2,000			2,000	-	-	2,000	100.00%	
Fuel/Vehicle Expense	1,396	4,670	306	6,372	72,584			18,000	26,000	1,200	45,200	160.58%	
Office Admin	23,771	94,503	17,233	135,507	469,828			82,750	77,500	158,000	318,250	147.63%	
Salaries, Taxes & Benefits	38,841	62,654	45,213	146,708	1,632,109			589,611	607,837	581,095	1,778,543	91.77%	
County Treasurer Fees	-	-	142	142	31,038			-	-	36,000	36,000	86.22%	
GF Transfers Out to Enterprise Funds	-	-	-	-	-			-	-	240,000	240,000	0.00%	
TOTAL OPERATING EXPENDITURES	127,787	271,304	68,533	467,624	3,484,150			1,221,111	1,511,837	1,066,295	3,799,242	91.71%	
NET OPERATING RESULTS	\$ 4,785	\$ (97,043)	\$ (64,915)	\$ (157,173)	\$ 2,520,046			\$ 1,083,763	\$ 423,009	\$ -	\$ 1,506,772		
Capital Expenditures	Actual Month							2022 Budget					YTD Percent of 2022 Budget
	Water Fund	Wastewater Fund	General Fund	Month	Total	YTD	Actual	Water Fund	Wastewater Fund	General Fund	Total 2022 Budget		
Capital Improvements-General	\$ (141,208)	\$ 32,696	\$ 1,744	\$ (106,768)	\$ 3,301,006			\$ 6,451,556	\$ 1,244,000	\$ 50,000	\$ 7,695,556		
Capital Improvements-MLP Dam	1,086	-	-	1,086	88,559			105,000	-	-	105,000		
CWRPDA Loan Draws	-	-	-	-	(3,692,233)			(6,340,000)	-	-	(6,340,000)		
NET CAPITAL EXPENDITURES	\$ (140,122)	\$ 32,696	\$ 1,744	\$ (105,682)	\$ (302,668)			\$ 216,556	\$ 1,244,000	\$ 50,000	\$ 1,460,556		
Debt Service Expenditures	Actual Month							2022 Budget					YTD Percent of 2022 Budget
	Water Fund	Wastewater Fund	General Fund	Month	Total	YTD	Actual	Water Fund	Wastewater Fund	General Fund	Total 2022 Budget		
Bond Principal	-	-	-	-	1,370,859			1,370,859	-	-	1,370,859		
TOTAL ALL EXPENDITURES	(12,335)	303,999	70,277	361,942	4,552,342			2,808,526	2,755,837	1,116,295	6,630,657		
NET EXCESS(DEFICIT) OF REV/EXP	\$ 144,908	\$ (129,739)	\$ (66,659)	\$ (51,491)	\$ 1,451,855			\$ (503,652)	\$ (820,991)	\$ (50,000)	\$ (1,324,643)		

MT CRESTED BUTTE WATER & SANITATION DISTRICT
2023 FINANCIAL RESULTS
June 2023

	Actual Month					YTD Actual
	Water Fund	Wastewater Fund	General Fund	Month	Total	
Revenues						
Property Taxes	\$ -	\$ -	\$ 94,733	\$ 94,733	958,518	
Transfers In/Out	-	-	-	-	-	
Tap Fees	23,751	41,407	-	65,158	509,246	
User Fees	155,037	119,148	-	274,185	1,578,435	
Availability of Service Fees	21,725	25,070	-	46,795	93,740	
Interest Income	5,104	-	13,860	18,964	106,030	
Miscellaneous/Other Income	4,582	45	-	4,627	13,050	
MLP Surcharge	10,845	-	-	10,845	38,954	
Transfer from GF Rate Stabilization Fund	-	-	-	-	-	
TOTAL REVENUES	221,043	185,670	108,593	515,306	3,297,973	
Operating Expenditures						
Chemicals	\$ -	\$ 9,969	\$ -	\$ 9,969	25,000	
Laboratory	1,560	4,601	-	6,161	34,387	
Operating Equipment/Supplies	1,089	3,398	-	4,487	49,268	
Safety Equipment	(180)	274	-	94	7,924	
Uniforms	468	54	-	522	2,130	
Outside Services	223	996	-	1,219	9,843	
Repairs & Maintenance	1,396	7,342	-	8,738	61,777	
Utilities	8,353	11,968	-	20,322	142,578	
ATAD Sludge TCB	-	-	-	-	-	
MLP Operations	25,350	165	-	25,516	75,875	
Legal	2,954	-	3,539	6,493	33,641	
Consultants	12,087	573	-	12,660	48,369	
Water Grant	-	-	-	-	2,000	
Fuel/Vehicle Expense	2,699	1,097	150	3,946	36,979	
Office Admin	8,054	7,802	20,850	36,707	179,349	
Salaries, Taxes & Benefits	47,145	56,484	45,699	149,328	925,621	
County Treasurer Fees	-	-	2,645	2,645	27,776	
GF Transfers Out to Enterprise Funds	-	-	-	-	-	
TOTAL OPERATING EXPENDITURES	111,199	104,725	72,883	288,806	1,662,515	
NET OPERATING RESULTS	\$ 109,845	\$ 80,945	\$ 35,711	\$ 226,501	\$ 1,635,458	
Capital Expenditures						
Capital Improvements-General	\$ 59,550	\$ -	\$ -	\$ 59,550	63,445	
Capital Improvements-MLP Dam	-	-	-	-	0	
CWRPDA Loan Draws	-	-	-	-	(679,924)	
NET CAPITAL EXPENDITURES	\$ 59,550	\$ -	\$ -	\$ 59,550	\$ (616,479)	
Debt Service Expenditures						
Bond Principal, Interest & Fees	-	-	-	-	685,494	
TOTAL ALL EXPENDITURES	170,749	104,725	72,883	348,356	1,731,530	
NET EXCESS(DEFICIT) OF REV/EXP	\$ 50,295	\$ 80,945	\$ 35,711	\$ 166,951	\$ 1,566,443	

2023 Budget					YTD Percent of 2023 Budget
Water Fund	Wastewater Fund	General Fund	Total 2023 Budget		
\$ 117,268	\$ 117,268	\$ 938,146	\$ 1,172,682	81.74%	
-	-	-	-	0.00%	
175,000	325,000	-	500,000	101.85%	
1,870,440	1,401,939	-	3,272,379	48.24%	
89,321	102,375	-	191,696	48.90%	
-	-	50,000	50,000	212.06%	
25,000	2,000	-	27,000	48.33%	
77,000	-	-	77,000	50.59%	
170,000	170,000	340,000	680,000	0.00%	
2,524,029	2,118,582	1,328,146	5,970,757	55.24%	
2023 Budget					YTD Percent of 2023 Budget
Water Fund	Wastewater Fund	General Fund	Total 2023 Budget		
\$ 53,000	\$ 12,000	\$ -	\$ 65,000	38.46%	
25,000	90,000	-	115,000	29.90%	
65,000	50,000	-	115,000	42.84%	
7,000	7,000	-	14,000	56.60%	
3,500	3,500	-	7,000	30.42%	
2,500	26,000	-	28,500	34.54%	
157,000	152,500	-	309,500	19.96%	
150,000	150,000	-	300,000	47.53%	
-	140,000	-	140,000	0.00%	
60,000	2,000	-	62,000	122.38%	
60,000	35,000	50,000	145,000	23.20%	
168,000	115,000	35,000	318,000	15.21%	
2,000	-	-	2,000	100.00%	
20,000	24,000	1,800	45,800	80.74%	
105,000	105,000	180,000	390,000	45.99%	
615,702	712,187	634,893	1,962,782	47.16%	
-	-	38,000	38,000	73.09%	
-	-	340,000	340,000	0.00%	
1,493,702	1,624,187	1,279,693	4,397,581	37.81%	
\$ 1,030,328	\$ 494,395	\$ 48,453	\$ 1,573,176	50.00%	
				Year Elapsed	
\$ 1,505,897	\$ 827,771	\$ -	\$ 2,333,668		
-	-	-	0		
1,301,897	-	-	1,301,897		
\$ 204,000	\$ 827,771	\$ -	\$ 1,031,771		
1,370,959	-	-	1,370,959		
3,068,661	2,451,958	1,279,693	6,800,311		
\$ (544,631)	\$ (333,376)	\$ 48,453	\$ (829,554)		

MT CRESTED BUTTE WATER & SANITATION DISTRICT
 Monthly Statement of Cash Flow

Starting date 1/1/2023
 Cash balance alert minimum 2,000,000

	2023 BUDGET	Jan-23	Feb-23	Mar-23	Apr-23	May-23	Jun-23	Jul-23	Aug-23	Sep-23	Oct-23	Nov-23	Dec-23	Total
Unrestricted Cash	\$ 5,445,443	\$ 5,445,443	\$ 4,666,627	4,775,222	5,165,780	5,950,842	6,017,999	6,103,841	6,103,841	6,103,841	6,103,841	6,103,841	6,103,841	
REVENUE		Jan-23	Feb-23	Mar-23	Apr-23	May-23	Jun-23	Jul-23	Aug-23	Sep-23	Oct-23	Nov-23	Dec-23	Total
PROPERTY TAXES	\$ 1,172,682	\$ 5,559	\$ 114,598	\$ 345,266	\$ 155,765	\$ 242,597	\$ 94,733							\$ 958,518
TAP FEES	500,000	2,321	-	85,993	102,468	253,307	65,158							509,247
USER FEES	3,272,379	263,128	264,816	264,425	255,745	256,135	274,185							1,578,434
AVAIL SERVICE FEES	191,696		-	47,119	(128)	(46)	46,795							93,740
INTEREST INCOME	50,000	16,623	15,619	17,814	17,950	19,060	18,964							106,030
MISC INCOME	27,000	840	414	567	510	2,353	4,627							9,311
MLP SURCHARGE	77,000	4,316	4,316	10,845	4,316	4,316	10,845							38,954
RELEASE from RESTRICTED	340,000	-	-	-	-	-	-							-
TOTAL CASH INFLOW	5,630,757	292,787	399,763	772,029	536,626	777,722	515,307	-	-	-	-	-	-	3,294,234
EXPENDITURES		Jan-23	Feb-23	Mar-23	Apr-23	May-23	Jun-23	Jul-23	Aug-23	Sep-23	Oct-23	Nov-23	Dec-23	Total
CHEMICALS	65,000	4,510	-	6,643	-	3,877	9,969							24,999
LABORATORY	115,000	3,457	5,493	7,657	2,469	9,816	6,161							35,053
OPERATING EQUIP / SUPPLIES	115,000	1,053	9,169	17,275	4,030	13,255	4,487							49,269
SAFETY	14,000	-	831	3,309	1,968	1,721	94							7,923
UNIFORMS	7,000	-	299	237	686	385	522							2,129
OUTSIDE SERVICES	28,500	81	1,520	6,734	552	298	1,219							10,404
R&M	309,000	2,449	2,466	7,733	27,690	12,701	8,738							61,777
UTILITIES	300,000	-	34,147	32,232	31,210	24,667	20,322							142,578
ATAD SLUDGE	140,000	-	-	-	-	-	-							-
MLP OPERATIONS	62,000	159	7,199	12,569	22,332	7,435	25,516							75,210
LEGAL	145,000	39	9,194	5,161	5,414	7,341	6,493							33,642
CONSULTANTS	318,000	-	4,943	4,302	17,426	9,040	12,660							48,371
WATER GRANT	2,000	-	-	2,000	-	-	-							2,000
VEHICLES / FUEL	45,800	205	13,913	11,022	3,895	3,999	3,946							36,980
OFFICE ADMIN	390,000	27,120	32,305	25,453	21,841	32,683	36,707							176,109
SALARIES / BENEFITS	1,963,282	160,211	150,231	142,762	145,108	150,194	149,328							897,834
BOND EXPENDITURES	1,370,859	-	-	-	-	-	-							-
CTY TREASURER FEES	38,000	-	3,320	10,176	4,503	7,131	2,645							27,775
SUBTOTAL CASH PAID OUT	5,428,441	199,284	275,030	295,265	289,124	284,543	288,807	-	-	-	-	-	-	1,632,053
CAPITAL IMPROVEMENTS-MCB	2,129,668			3,895	-	-	59,550							63,445
CAPITAL IMPROVEMENTS-MLP	-													-
CWRPDA Loan Draws	1,301,978				679,924									679,924
NET CAP EX	827,690	-	-	3,895	(679,924)	-	59,550	-	-	-	-	-	-	(616,479)
CWRPDA Loan Payments		685,494												
Change in Equity	(625,374)	(591,991)	124,733	472,869	927,426	493,179	166,950	-	-	-	-	-	-	2,278,660
Change in Accruals 12/31/22 to Current Month		(186,825)	(16,138)	(82,311)	(142,364)	(426,022)	(81,108)							(934,769)
Unrestricted Cash on hand (end of month)	\$ 5,445,443	\$ 4,666,627	\$ 4,775,222	\$ 5,165,780	\$ 5,950,842	\$ 6,017,999	\$ 6,103,841	\$ 6,103,841	\$ 6,103,841	\$ 6,103,841	\$ 6,103,841	\$ 6,103,841	\$ 6,103,841	

2023 Water Fund Capital Projects Summary

Activity#	Project Name	Start Date	Completion Date														
102001	WTP Expansion	5/1/2020	6/1/2023														
	102001	Current Total Project Estimate/Approved Budget	Project Costs Through 2022	Project Life Costs Remaining at 12.31.22	2023 Budget	Q1 2023 Incurred	Costs	April 2023 Incurred	Costs	May 2023 Incurred	Costs	June 2023 Incurred	Costs	2023 YTD Costs	Remaining 2023 Budget	Total Historical Project Costs to Date	Remaining Project Budget to Date
01	Project Management	\$ 1,400,000	\$ 1,272,121	\$ 127,879	\$ -	\$ 3,895	\$ -	\$ -	\$ -	\$ -	\$ -	\$ -	\$ -	\$ 3,895	\$ (3,895)	\$ 1,276,016	\$ 123,984
02	Engineering	1,200,000	1,354,605	(154,605)	-	-	-	-	-	-	-	-	-	-	-	1,354,605	(154,605)
03	Construction	17,850,000	19,304,577	(1,454,577)	-	-	-	-	-	-	-	-	-	-	-	19,304,577	(1,454,577)
04	Contingencies	2,400,000	275,420	2,124,580	1,301,897	-	-	-	-	-	-	-	-	-	1,301,897	275,420	2,124,580
05	Legal	50,000	32,524	17,476	-	-	-	-	-	-	-	-	-	-	-	32,524	17,476
07	Paid Directly by District	-	24,837	(24,837)	-	-	-	-	-	-	-	-	-	-	-	24,837	(24,837)
08	Permits	275,000	284,710	(9,710)	-	-	-	-	-	-	-	-	-	-	-	284,710	(9,710)
	Total Project:	23,175,000	22,548,793	626,206	1,301,897	3,895	-	-	-	-	-	-	-	3,895	1,298,002	22,552,689	622,311
Project Name																	
102301	MLP Reservoir Spillway																
	102301	Current Total Project Estimate/Approved Budget	Project Costs Through 2022	Project Life Costs Remaining at 12.31.22	2023 Budget	Q1 2023 Incurred	Costs	April 2023 Incurred	Costs	May 2023 Incurred	Costs	June 2023 Incurred	Costs	2023 YTD Costs	Remaining 2023 Budget	Total Historical Project Costs to Date	
01	Project management	-	-	-	10,000	-	-	-	-	-	-	-	-	-	10,000	-	-
03	Construction	-	-	-	59,000	-	-	-	-	-	-	-	-	-	59,000	-	-
	Total Project:	-	-	-	69,000	-	-	-	-	-	-	-	-	-	69,000	-	-
Project Name																	
102302	Truck																
	102302	Current Total Project Estimate/Approved Budget	Project Costs Through 2022	Project Life Costs Remaining at 12.31.22	2023 Budget	Q1 2023 Incurred	Costs	April 2023 Incurred	Costs	May 2023 Incurred	Costs	June 2023 Incurred	Costs	2023 YTD Costs	Remaining 2023 Budget	Total Historical Project Costs to Date	
06	Purchase	-	-	-	55,000	-	-	-	-	-	-	59,550	-	59,550	(4,550)	59,550	-
	Total Project:	-	-	-	55,000	-	-	-	-	-	-	59,550	-	59,550	(4,550)	59,550	-
Project Name																	
102303	Hydro Excavator Trailer																
	102303	Current Total Project Estimate/Approved Budget	Project Costs Through 2022	Project Life Costs Remaining at 12.31.22	2023 Budget	Q1 2023 Incurred	Costs	April 2023 Incurred	Costs	May 2023 Incurred	Costs	June 2023 Incurred	Costs	2023 YTD Costs	Remaining 2023 Budget	Total Historical Project Costs to Date	
06	Purchase	-	-	-	45,000	-	-	-	-	-	-	-	-	-	45,000	-	-
	Total Project:	-	-	-	45,000	-	-	-	-	-	-	-	-	-	45,000	-	-
Project Name																	
102304	Fire Hydrant Pressure Sensors																
	102304	Current Total Project Estimate/Approved Budget	Project Costs Through 2022	Project Life Costs Remaining at 12.31.22	2023 Budget	Q1 2023 Incurred	Costs	April 2023 Incurred	Costs	May 2023 Incurred	Costs	June 2023 Incurred	Costs	2023 YTD Costs	Remaining 2023 Budget	Total Historical Project Costs to Date	
06	Purchase	-	-	-	35,000	-	-	-	-	-	-	-	-	-	35,000	-	-
	Total Project:	-	-	-	35,000	-	-	-	-	-	-	-	-	-	35,000	-	-
	Total YTD:	\$ 23,175,000	\$ 22,548,793	\$ 626,206	\$ 1,505,897	\$ 3,895	\$ -	\$ -	\$ -	\$ -	\$ -	\$ 59,550	\$ -	\$ 63,445	\$ 1,442,452	\$ 22,612,239	\$ -

2023 Wastewater Fund Capital Projects Summary

Activity#	Project Name	Start Date	Completion Date										
202004	ATAD IGA Share	1/1/2020	12/31/2024										
	202004	Current Total Project Estimate through 2023	Anticipated Project Costs Through 2022	Project Life Costs Remaining at 12.31.22	2023 Budget	Q1 2023 Costs Incurred	April 2023 Costs Incurred	May 2023 Costs Incurred	June 2023 Costs Incurred	2023 YTD Costs	Remaining 2023 Budget	Total Historical Project Costs to Date	2024 Anticipated Budget
06	Purchase Paid to Town of CB per IGA	\$ 1,500,000	\$ 162,458	\$ 1,337,542	\$ 668,771	\$ -	\$ -	\$ -	\$ -	\$ -	\$ 668,771	\$ 162,458	\$ 668,771
	Total Project:	1,500,000	162,458	1,337,542	668,771	-	-	-	-	-	668,771	162,458	668,771
202206	Whetstone Relocate/Easement												
	202206	Current Total Project Estimate	Project Costs Through 2022	Project Life Costs Remaining at 12.31.22	2023 Budget	Q1 2023 Costs Incurred	April 2023 Costs Incurred	May 2023 Costs Incurred	June 2023 Costs Incurred	2023 YTD Costs	Remaining 2023 Budget	Total Historical Project Costs to Date	
02	Engineering		-	-	10,000	-	-	-	-	-	10,000	-	
03	Construction				60,000	-	-	-	-	-	60,000	-	
05	Legal				5,000	-	-	-	-	-	5,000	-	
	Total Project:	-	-	-	75,000	-	-	-	-	-	75,000	-	
202301	I&I for 2023												
	202301	Current Total Project Estimate	Project Costs Through 2022	Project Life Costs Remaining at 12.31.22	2023 Budget	Q1 2023 Costs Incurred	April 2023 Costs Incurred	May 2023 Costs Incurred	June 2023 Costs Incurred	2023 YTD Costs	Remaining 2023 Budget	Total Historical Project Costs to Date	
03	Construction	59,000	-	-	59,000	-	-	-	-	-	59,000	-	
	Total Project:	59,000	-	-	59,000	-	-	-	-	-	59,000	-	
202302	Backup Pump Mixed Liquor Return (MLR)												
	202302	Current Total Project Estimate	Project Costs Through 2022	Project Life Costs Remaining at 12.31.22	2023 Budget	Q1 2023 Costs Incurred	April 2023 Costs Incurred	May 2023 Costs Incurred	June 2023 Costs Incurred	2023 YTD Costs	Remaining 2023 Budget	Total Historical Project Costs to Date	
06	Purchase		-	-	25,000	-	-	-	-	-	25,000	-	
	Total Project:	-	-	-	25,000	-	-	-	-	-	25,000	-	
Total Budget:		\$ 1,559,000	\$ 162,458	\$ 1,337,542	\$ 827,771	\$ -	\$ -	\$ -	\$ -	\$ -	\$ 827,771	\$ 162,458.00	

Water Fund Consulting Summary

Activity#	2023 Budget		Q1	April	May	June	YTD	Remaining Budget
	Plan	Vendor-Project						
102330	\$ 20,000	General	\$ 3,856	\$ 6,630	\$ 3,793	\$ 3,890	\$ 18,169	\$ 1,831
102331	10,000	LRE-Water Rights	-	519	810	-	1,329	8,672
102332	5,000	Alpine Environmental	-	-	-	-	-	5,000
102333	10,000	Carollo - Monitoring	-	-	-	-	-	10,000
102334	10,000	Carollo - MLP Water Color	249	363	847	8,197	9,656	344
102335	108,000	AECOM	3,436	9,914	1,658	-	15,008	92,993
102336	5,000	HDR	-	-	1,933	-	1,933	3,068
102337								-
<u>\$ 168,000</u>			<u>\$ 7,541</u>	<u>\$ 17,426</u>	<u>\$ 9,040</u>	<u>\$ 12,087</u>	<u>\$ 46,093</u>	<u>\$ 121,907</u>

Wastewater Fund Consulting Summary

Activity#	2023 Budget		Q1	April	May	June	YTD	Remaining Budget
	Plan	Vendor-Project						
202330	\$ 25,000	General	\$ -	\$ -	\$ -	\$ -	\$ -	\$ 25,000
202331	5,000	LRE Water	-	-	-	-	-	5,000
202332	10,000	Alpine Environmental	-	-	-	-	-	10,000
202333	50,000	Carollo Engineers	1,704	-	-	573	2,276	47,724
202334	25,000	Pinyon Environmental	-	-	-	-	-	25,000
202335								-
<u>\$ 115,000</u>			<u>\$ 1,704</u>	<u>\$ -</u>	<u>\$ -</u>	<u>\$ 573</u>	<u>\$ 2,276</u>	<u>\$ 112,724</u>

General Fund Consulting Summary

Activity#	2023 Budget		Q1	April	May	June	YTD	Remaining Budget
	Plan	Vendor-Project						
902330	\$ 10,000	General	\$ -	\$ -	\$ -	\$ -	\$ -	\$ 10,000
902331	\$ 25,000	Position Search	-	-	-	-	-	\$ 25,000
902332							-	\$ -
<u>\$ 35,000</u>			<u>\$ -</u>	<u>\$ -</u>	<u>\$ -</u>	<u>\$ -</u>	<u>\$ -</u>	<u>\$ 35,000</u>

Water Fund Repair & Maintenance Expenditures

2023 Budget									
Activity#	Plan	Project	Q1	April	May	June	YTD	Remaining Budget	
102340	\$ 20,000	General	\$ -	\$ -	\$ -	\$ -	\$ -	\$ 20,000	
102341	20,000	Crack Seal/Asphalt	-	-	-	1,386	1,386.00	18,614	
102342	20,000	MLP WTP Electrical Service Repairs	-	-	-	-	-	20,000	
102343	7,000	Paint Hydrants	-	-	-	-	-	7,000	
102344							-	-	
	<u>\$ 67,000</u>		<u>\$ -</u>	<u>\$ -</u>	<u>\$ -</u>	<u>\$ 1,386</u>	<u>\$ 1,386</u>	<u>\$ 65,614</u>	
	\$ 90,000	Unscheduled Repairs	\$ 14,145	\$ 42,983	\$ 4,602	\$ 21,896	\$ 83,626	\$ 6,374	
	<u>\$ 157,000</u>	Total Repairs and Maintenance	<u>\$ 14,145</u>	<u>\$ 42,983</u>	<u>\$ 4,602</u>	<u>\$ 23,282</u>	<u>\$ 85,012</u>	<u>\$ 71,988</u>	

Wastewater Fund Repair & Maintenance Expenditures

2023 Budget									
Activity#	Plan	Project	Q1	April	May	June	YTD	Remaining Budget	
202340	\$ 20,000	General	\$ -	\$ -	\$ -	\$ -	\$ -	20,000	
202341	20,000	Crack Seal/Asphalt	-	-	-	-	-	20,000	
202342	7,500	Upgrade Aeration Basin Piping	-	-	-	-	-	7,500	
202343	7,500	Backup Heat for Headworks Building	-	-	-	-	-	7,500	
202344	7,500	Concrete Staining	-	-	-	-	-	7,500	
202345								-	
	<u>\$ 62,500</u>		<u>\$ -</u>	<u>\$ -</u>	<u>\$ -</u>	<u>\$ -</u>	<u>\$ -</u>	<u>\$ 62,500</u>	
	\$ 90,000	Unscheduled Repairs	\$ 7,236	\$ 4,343	\$ 9,174	\$ 7,342	\$ 28,094	\$ 61,906	
	<u>\$ 152,500.00</u>	Total Repairs and Maintenance	<u>\$ 7,236</u>	<u>\$ 4,343</u>	<u>\$ 9,174</u>	<u>\$ 7,342</u>	<u>\$ 28,094</u>	<u>\$ 124,406</u>	

Water Fund Legal Expenditures

2023 Budget									
Activity#	Plan	Project	Q1	April	May	June	YTD	Remaining Budget	
102350	\$ 10,000	General	\$ -	\$ -	\$ -	\$ -	\$ -	\$ 10,000	
102351	10,000	Water Rights	1,120	2,520	1,809	2,954	8,403	1,597	
102352	40,000	Long Lake	875	105	1,856	-	2,836	37,164	
102353								-	
								-	
	\$ 60,000		\$ 1,995	\$ 2,625	\$ 3,665	\$ 2,954	\$ 11,239	\$ 48,761	

Wastewater Fund Legal Expenditures

2023 Budget									
Activity#	Plan	Project	Q1	April	May	June	YTD	Remaining Budget	
202350	\$ 20,000	General	\$ -	\$ -	\$ -	\$ -	\$ -	\$ 20,000	
202351	15,000	Discharge Permit	-	-	-	-	-	15,000	
202352								-	
								-	
	\$ 35,000		\$ -	\$ -	\$ -	\$ -	\$ -	\$ 35,000	

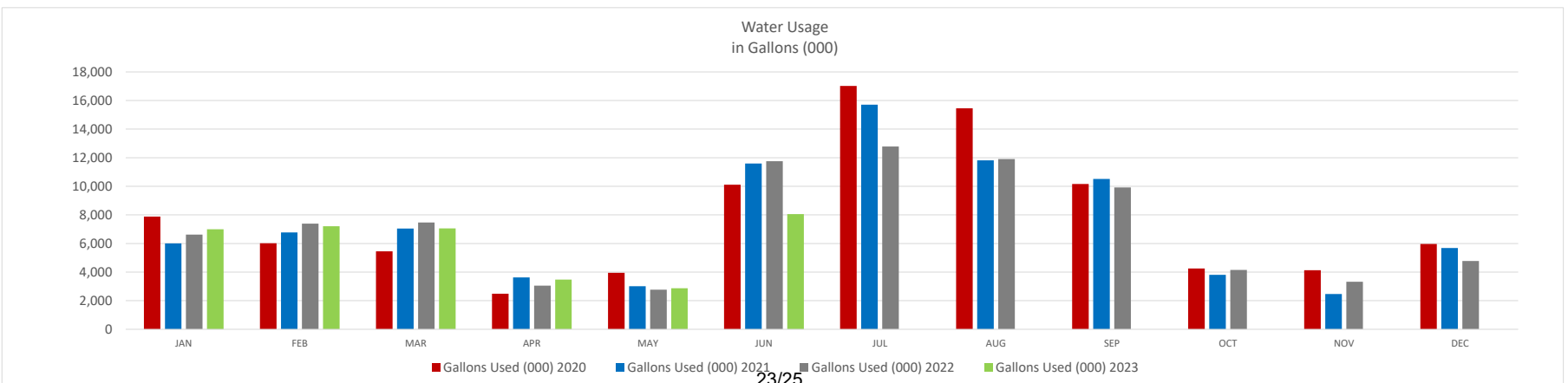
General Fund Legal Expenditures

2023 Budget									
Activity#	Plan	Project	Q1	April	May	June	YTD	Remaining Budget	
902350	\$ 30,000	General	\$ 6,368	\$ 2,789	\$ 3,214	\$ 3,539	\$ 15,910	\$ 14,091	
902351	20,000	MLPC Negotiations	6,031	-	462	-	6,492	13,508	
902352							-	-	
							-	-	
	\$ 50,000		\$ 12,398	\$ 2,789	\$ 3,676	\$ 3,539	\$ 22,402	\$ 27,598	

MT CRESTED BUTTE WATER & SANITATION DISTRICT

Water Billing: \$ and Gallons(000)

	\$ Billed 2020	\$ Billed 2021	\$ Billed 2022	\$ Billed 2023		Gallons Used (000) 2020	Gallons Used (000) 2021	Gallons Used (000) 2022	Gallons Used (000) 2023	\$ +/- 2021-2020	\$ +/- 2022-2021	\$ +/- 2023-2022
JAN	\$ 124,440.26	\$ 123,763.96	\$ 132,850.21	\$ 144,088.07	JAN	7,884	6,008	6,627	6,993	\$ (676.30)	\$ 9,086.25	\$ 11,237.86
FEB	120,200.86	123,331.00	135,950.03	145,777.33	FEB	6,021	6,770	7,387	7,204	3,130.14	12,619.03	9,827.30
MAR	118,489.03	126,026.75	135,478.37	145,385.27	MAR	5,454	7,043	7,467	7,052	7,537.72	9,451.62	9,906.90
APR	115,239.84	118,923.50	127,769.41	137,174.97	APR	2,489	3,632	3,050	3,475	3,683.66	8,845.91	9,405.56
MAY	119,467.62	119,506.85	129,465.28	136,517.64	MAY	3,955	3,013	2,770	2,876	39.23	9,958.43	\$ 7,052.36
JUN	144,753.66	154,760.91	169,098.95	155,036.55	JUN	10,114	11,590	11,753	8,053	10,007.25	14,338.04	\$ (14,062.40)
JUL	171,743.28	171,345.23	167,289.71		JUL	17,016	15,709	12,785	0	(398.05)	(4,055.52)	
AUG	166,956.17	151,927.65	165,487.77		AUG	15,460	11,813	11,905	0	(15,028.52)	13,560.12	
SEP	141,276.01	147,634.10	155,882.29		SEP	10,158	10,519	9,923	0	6,358.09	8,248.19	
OCT	116,601.74	120,369.91	131,117.77		OCT	4,256	3,809	4,151	0	3,768.17	10,747.86	
NOV	116,550.05	120,081.93	128,730.12		NOV	4,132	2,463	3,325	0	3,531.88	8,648.19	
DEC	119,720.34	122,656.95	130,350.05		DEC	5,966	5,685	4,782	0	2,936.61	7,693.10	
	\$ 1,575,438.86	\$ 1,600,328.74	\$ 1,709,469.96	\$ 863,979.83		92,905	88,054	85,925	35,653	\$ 24,889.88	\$ 109,141.22	\$ 33,367.58



June 2023 Cash Expenditure Report

Date	Check Number	Payee or Description	Check Amount	
6/1/2023	6012301	COLORADO STATE TAXES	3,785.00	PAYROLL EXPENSE
6/1/2023	6012302	CRA 401a	6,483.89	PAYROLL EXPENSE
6/1/2023	6012303	CRA 457b	2,711.87	PAYROLL EXPENSE
6/1/2023	6012304	FEDERAL WITHHOLDING TAXES	14,247.98	PAYROLL EXPENSE
6/1/2023	6012305	CO EMPLOYER BENEFIT TRUST CEBT	32,461.42	EMPLOYEE INSURANCE
6/2/2023	92201	DIRECT DEPOSIT TOTAL	33,610.83	PAYROLL EXPENSE
6/6/2023	3	ACH MAINT FEES CBOC MISC W & WW - NOW	121.20	
6/9/2023	17765	ACZ LABORATORIES, INC	651.75	
6/9/2023	17766	ALL WATER SUPPLY, LLC	926.59	
6/9/2023	17767	AL'S BACKHOE SERVICE	600.00	
6/9/2023	17768	AMAZON CAPITAL SERVICES	378.92	
6/9/2023	17769	CABELA'S LLC/BASS PRO LLC	522.30	
6/9/2023	17770	CARQUEST - MONTY'S AUTO PARTS	84.21	
6/9/2023	17771	CASELLE, INC.	1,045.00	IT SERVICES
6/9/2023	17772	CONSOLIDATED ELECTRICAL DISTRIBUTORS	135.91	
6/9/2023	17773	CRESTED BUTTE ACE HARDWARE	827.26	
6/9/2023	17774	CRESTED BUTTE NEWS INC	352.80	
6/9/2023	17775	CRESTED BUTTE RENTAL CENTER	57.75	
6/9/2023	17776	DEMERSON, DUSTY	110.00	
6/9/2023	17777	ENERGY LABORATORIES, INC.	1,030.00	LAB EXPENSE
6/9/2023	17778	ENVIRONMENTAL RESOURCE ASSOC	1,154.69	LAB EXPENSE
6/9/2023	17779	FERGUSON ENTERPRISES LLC #3326	656.67	
6/9/2023	17780	FULLMER'S ACE HARDWARE CO INC	26.71	
6/9/2023	17781	GEOTECH ENVIRONMENTAL EQUIPMENT, INC.	1,286.20	LAB SUPPLIES, OP SUPPLIES
6/9/2023	17782	GUNNISON COUNTY ELECTRIC ASSOC	16,794.52	UTILITIES
6/9/2023	17783	INTUITION CONSULTING	1,050.00	EDUCATION - CPR TRAINING
6/9/2023	17784	KUBWATER RESOURCES, INC	9,969.24	CHEMICALS
6/9/2023	17785	MAYBERRY & COMPANY, LLC	8,400.00	AUDITING
6/9/2023	17786	MOUNTAIN COLORS PAINT + DESIGN	581.89	
6/9/2023	17787	PROFESSIONAL DOCUMENT SOLUTION, INC.	154.89	
6/9/2023	17788	ROCKY HIGH CLEANING SERVICES	420.00	
6/9/2023	17790	TUCK COMMUNICATION SERVICES, INC.	59.50	
6/9/2023	17791	UE COMPRESSION	1,260.88	OP SUPPLIES
6/9/2023	17792	UTILITY NOTIFICATION CNTR CO	6.76	
6/9/2023	17793	WASTE MANAGEMENT CORPORATE SER, INC	554.86	
6/9/2023	6092301	CENTURYLINK	764.93	
6/9/2023	6092302	WRIGHT EXPRESS FLEET SVC	2,090.61	FUEL
6/9/2023	6092303	XTREAMINTERNET	318.00	
6/13/2023	1	Purchase of Chevrolet Truck for Water Department	59,558.94	CAPITAL - EQUIPMENT 10230206 \$59,549.94, BANK FEE FOR CASHIER'S CHECK \$9.00
6/15/2023	17789	SPECTRUM BUSINESS - TIME WARNER CABLE	-	VOID CHECK, PAID ONLINE
6/15/2023	6152330	SPECTRUM BUSINESS - TIME WARNER CABLE	182.97	
6/16/2023	6152301	CRA 401a	6,483.89	PAYROLL EXPENSE

June 2023 Cash Expenditure Report

Date	Check Number	Payee or Description	Check Amount	
6/16/2023	6152302	CRA 457b	2,711.87	PAYROLL EXPENSE
6/16/2023	6152303	FEDERAL WITHHOLDING TAXES	14,384.99	PAYROLL EXPENSE
6/19/2023	92202	DIRECT DEPOSIT TOTAL	33,585.35	PAYROLL EXPENSE
6/22/2023	6222301	ELAN FINANCIAL SERVICES	2,917.71	IT SERVICES, OFFICE EXPENSE, EDUCATION, OP SUPPLIES, PHONES, REPAIR & MAINT, TRAVEL
6/23/2023	6232301	ATMOS ENERGY	5,036.31	UTILITIES
6/27/2023	5	REVERSE 6.7.23 NSF FEE FOR 63B CINN TAP FEE CK #1055	18.00	
6/27/2023	17794	ACZ LABORATORIES, INC	627.00	
6/27/2023	17795	ALPHA MECHANICAL SOLUTIONS LLC	208.20	
6/27/2023	17796	AMAZON CAPITAL SERVICES	700.96	
6/27/2023	17797	CAROLLO ENGINEERS	8,769.50	CONSULTANTS 102334 \$8,197.00, 202333 \$572.50
6/27/2023	17798	CENTURY EQUIPMENT COMPANY	1,511.61	VEHICLE EXPENSE
6/27/2023	17799	COLORADO ANALYTICAL LAB, INC.	396.00	
6/27/2023	17800	COLORADO SPECIAL DIST PROP & LIAB POOL	653.00	
6/27/2023	17801	DUFFORD, WALDECK, MILBURN & KROHN, LLP	2,954.00	LEGALS 102351
6/27/2023	17802	EMPLOYERS COUNCIL SERVICES, INC.	3,600.00	DUES & SUBSCRIPTIONS
6/27/2023	17803	FARIS MACHINERY COMPANY	1,771.99	REPAIR & MAINT
6/27/2023	17804	FASTENAL COMPANY	1,373.16	OP SUPPLIES, SAFETY
6/27/2023	17805	FERGUSON ENTERPRISES INC #109	419.27	
6/27/2023	17806	GRAINGER	63.86	
6/27/2023	17807	HACH COMPANY	3,120.00	LAB EXPENSE - W & MLP
6/27/2023	17808	LAW OF THE ROCKIES, LLC	4,708.00	LEGALS 902350 \$3,525.50, DEVELOPER DEPOSITS \$1,182.50
6/27/2023	17809	LRE WATER	3,890.00	CONSULTANTS 102330
6/27/2023	17810	QUICK DRAW CLEANING	1,049.00	OFFICE EXPENSE
6/27/2023	17811	ROCKY MTN TREES & LANDSCAPING	9.50	
6/27/2023	17812	SEALCO INCORPORATED	1,386.00	REPAIR & MAINT 102341
6/27/2023	17813	STANFORD COMPUTER & TECHNICAL SERVICES	120.00	
6/27/2023	17814	USA BLUE BOOK	146.62	
6/27/2023	17815	WATER TECHNOLOGY GROUP	21,073.13	REPAIR & MAINT - MLP, OP SUPPLIES
6/27/2023	6272301	UPS	88.50	
6/28/2023	17816	POSTMASTER	335.79	
6/28/2023	6282301	BROWN, BRIAN	100.00	
6/28/2023	6282302	FERRELL, JONATHAN D.	100.00	
6/28/2023	6282303	GRINDLAY, NANCY R.	100.00	
6/28/2023	6282304	O'BRIEN, JENNIFER	100.00	
6/28/2023	6282305	WOOLF, NANCY C.	100.00	
6/28/2023	6282306	SPECTRUM - CHARTER COMMUNICATIONS	239.97	
6/28/2023	6282307	VERIZON WIRELESS	503.66	
6/29/2023	17817	GUNNISON CO CLERK & RECORDER	13.00	LEGALS 902350
6/30/2023	17818	WATER TECHNOLOGY GROUP	3,779.70	REPAIR & MAINT

\$ 334,586.48